



Installation Instructions
817965
2019-26 GM TRUCKS 1500
5.3L ENGINE

OVERVIEW:

1. Take a moment to read and understand these instructions before installing your Flowmaster performance system.

NOTE: Please inventory all parts now before continuing and if necessary, report any missing items to our tech line. This will avoid potentially stranding your vehicle until any missing replacement parts arrive.

ITM #	PART #	DESCRIPTION	QTY.
1	815430-582	Muffler Assembly	1
N/A	PK1067	Hardware Package includes:	1
2	MC234BS	2¾" Stainless Band Clamp	1
3	HW503	½" Hanger Keeper	2

REMOVE STOCK EXHAUST SYSTEM:

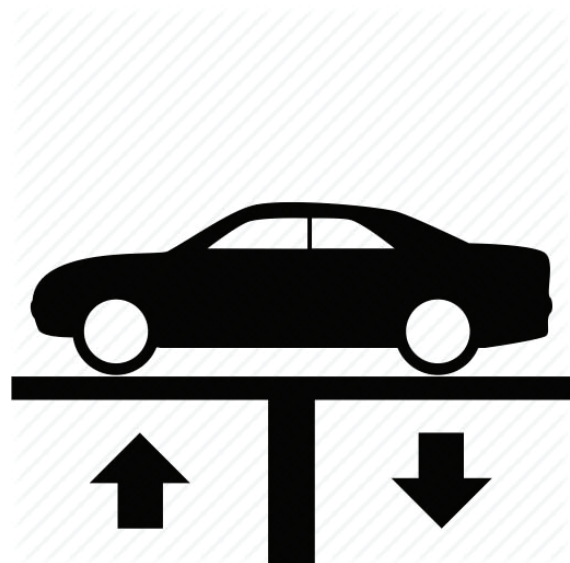
2. Raise vehicle up on a hoist or rack to working height. If you don't have access to a hoist or rack, support vehicle with jack stands.

WARNING:

Avoid serious burns! Allow your vehicle time to cool completely before touching any factory engine components.

To ease preparation and installation of your new kit:


- Apply penetrating lubricant to mounts, bolts and clamps before you remove them.
- Use stands as necessary to support parts as you detach them from your vehicle and again as you install new parts.



- Cut tailpipe at muffler exit. Disassemble hanger wires from isolators and remove tailpipe section from vehicle.



- Support muffler and disassemble wire hangers from isolators. Measure and cut exhaust pipe 6½" in front of muffler then remove exhaust from vehicle.




INSTALL FLOWMASTER EXHAUST SYSTEM:

- Remove nuts from stock and Flowmaster clamps, apply anti-seize compound to bolts and re-install nuts.

NOTE: The image in this step is intended for illustrative purposes only and may or may not accurately reflect components included in your kit.



6. Place **clamp (2)** onto **muffler (1)** then connect it to inlet pipe. Insert wire hangers into isolators then tighten clamp to secure parts.



7. Fit (x2) **hanger keepers (3)** onto each hanger.
8. Recommended: Secure slip-fit connections with a 1-inch tack weld then spray high-temp paint over each weld to prevent rust and premature corrosion.



Congratulations, the installation of your FLOWMASTER performance exhaust system is now complete!





Installation Diagram
817965
2019-26 GM TRUCKS 1500
5.3L ENGINE

OUTLAW

S E R I E S

