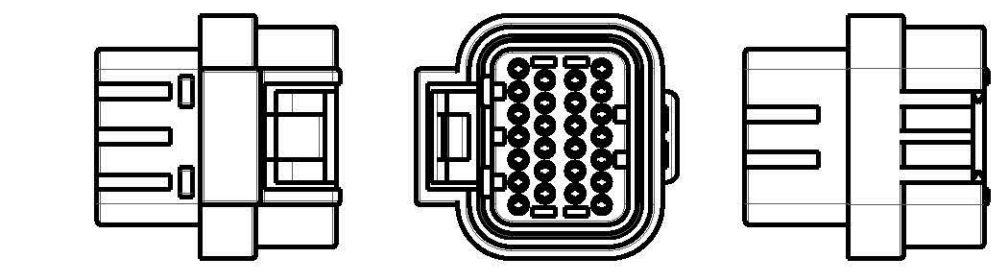
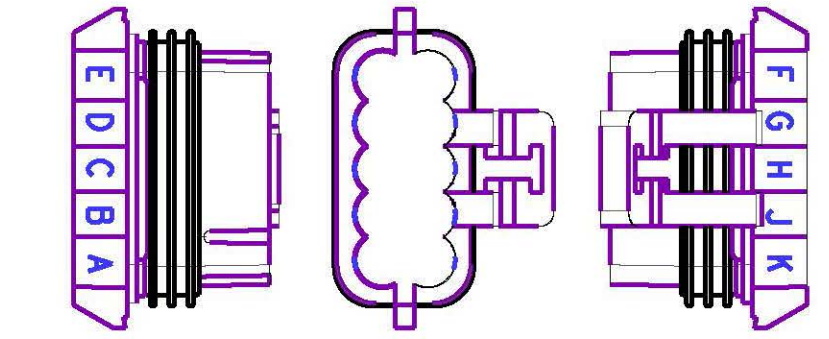


DESCRIPTION	COLOR	WIRE GAUGE	PIN
INJECTOR 6+	VIOLET/GREY	18AWG	A01
INJECTOR 4+	BLUE/WHITE	18AWG	A02
INJECTOR 7+	YELLOW/GREY	18AWG	A03
INJECTOR 4-	GREY/BLACK	18AWG	A04
CAM 4 VR+	----	----	A05
INJECTOR 6-	GREEN/WHITE	18AWG	A06
INJECTOR 1-	BROWN	18AWG	A07
CRANK HALL INPUT	VIOLET/WHITE	20AWG	A08
INJECTOR 7-	GREEN	18AWG	A09
INJECTOR 1+	BROWN/WHITE	18AWG	A10
CAM 2 VR+	----	----	A11
CAM 3 VR+	----	----	A12
CAM 3 VR-	----	----	A13
CAM 4 VR-	----	----	A14
CRANK VR-	----	----	A15
CRANK VR+	----	----	A16
CAM 1 HALL INPUT	VIOLET	20AWG	A17
CAN 1 LOW	ORANGE	20AWG	A18
SHIELD GROUND	SHIELD	20 AWG	A19
CAM 1 VR-	----	----	A20
CAM 1 VR+	----	----	A21
INJECTOR 3 INPUT	BEIGE	20AWG	A22
INJECTOR 2 INPUT	BLUE/GREY	20AWG	A23
CAM 2 HALL INPUT	----	----	A24
CAM 3 HALL INPUT	----	----	A25
CAN 1 HIGH	ORANGE/BLACK	20AWG	A26
SENSOR GROUND	BLACK	20AWG	A27
CAM 2 VR-	----	----	A28
HPFP RAIL PRESSURE 5V	RED	20AWG	A29
INJECTOR 5 INPUT	PINK	20AWG	A30
INJECTOR 4 INPUT	VIOLET	20AWG	A31
INJECTOR 1 INPUT	GREY	20AWG	A32
CAN 2 LOW	----	----	A33
CAN 2 HIGH	----	----	A34

J1A


	INJECTOR INPUTS
A	A32
B	A23
C	A22
D	A31
E	A30
F	B12
G	B11
H	B10
J	---
K	---




DESCRIPTION	COLOR	WIRE GAUGE	PIN
INJECTOR 8+	GREY	18AWG	B01
INJECTOR 3+	GREEN/GREY	18AWG	B02
INJECTOR 3-	GREEN	18AWG	B03
HPFP SENSOR INPUT	PURPLE	20AWG	B04
INJECTOR 8-	ORANGE	18AWG	B05
INJECTOR 5-	YELLOW	18AWG	B06
INJECTOR 2-	BLUE/WHITE	18AWG	B07
INJECTOR 5+	WHITE/GREEN	18AWG	B08
INJECTOR 2+	WHITE	18AWG	B09
INJECTOR 8 INPUT	GREY/WHITE	20AWG	B10
INJECTOR 7 INPUT	WHITE/ORANGE	20AWG	B11
INJECTOR 6 INPUT	VIOLET/GREY	20AWG	B12
VVT CAM 1 OUTPUT	PURPLE/PINK	20AWG	B13
CAM 4 HALL INPUT	----	----	B14
LP PUMP PRESSURE INPUT	----	----	B15
UART TX	----	----	B16
GROUND	----	----	B17
HPFP 2 SOLENOID -	----	----	B18
VVT CAM 4 OUTPUT	----	----	B19
UART RX	----	----	B20
HPFP 1 OUTPUT	RED	18AWG	B21
HPFP 2 SOLENOID +	----	----	B22
HPFP 1 SOLENOID -	YELLOW	18AWG	B23
VVT CAM 2 OUTPUT	----	----	B24
VVT CAM 3 OUTPUT	----	----	B25
SWITCHED 12V INPUT	RED/WHITE	20AWG	B26

J1B

ODD BANK INJ HARNESS		
1	A10	INJECTOR 1+
2	B02	INJECTOR 3+
3	B08	INJECTOR 5+
4	A03	INJECTOR 7+
5	A07	INJECTOR 1-
6	---	BLANK
7	B03	INJECTOR 3-
8	B06	INJECTOR 5-
9	A09	INJECTOR 7-
10	A29	HPFP RAIL PRESSURE 5v
11	B04	HPFP SENSOR INPUT
12	A27	SENSOR GROUND



EVEN BANK INJ HARNESS		
1	B09	INJECTOR 2+
2	A02	INJECTOR 4+
3	A01	INJECTOR 6+
4	B01	INJECTOR 8+
5	B07	INJECTOR 2-
6	---	BLANK
7	---	BLANK
8	A04	INJECTOR 4-
9	A06	INJECTOR 6-
10	B05	INJECTOR 8-
11	B21	HPFP SOLENOID -
12	B23	HPFP SOLENOID +



EFI BULKHEAD		
A	A26	CAN HIGH
B	A18	CAN LO
C	A17	CAM INPUT
D	A08	CRANK INPUT
E	B13	VVT CONTROL OUTPUT
F	B26	SWITCHED 12V
G	---	BLANK
H	---	BLANK
J	---	BLANK
K	---	BLANK
L	---	BLANK
M	---	BLANK
N	---	BLANK
P	---	BLANK

