


Falcon

INSTALLATION INSTRUCTIONS

1965 Ranchero Deluxe Gas Cap

Part Number: C5DZ-9030-B

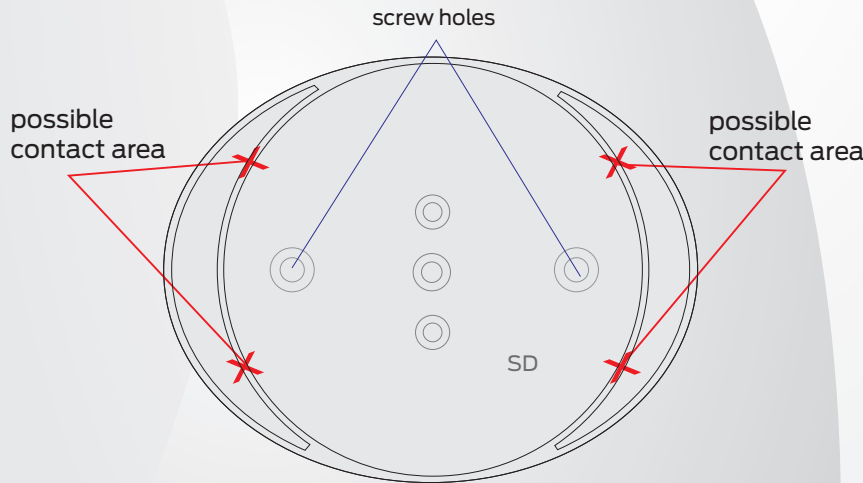


Thank you for purchasing a quality Scott Drake product. Please refer to the installation instructions below when installing this product.

IMPORTANT PLEASE READ BEFORE INSTALLING OR PAINTING


This is an exact replica of the revised Ranchero gas cap Ford produced with an extra inner lip. The revised inner lip was engineered to supposedly help keep gas from splashing onto the quarter panel. However, this version can make contact with the inside recessed gas cap area of the quarter panel and scratch the paint when pressed down hard and twisted on or off. It is not required but we recommend removing a small amount of material from these 4 areas indicated below in the illustration before painting. This clearancing can be done quickly with a file or sander. Approximately 1/16" is all that needs to be removed in the areas indicated. Please see diagram below.

INSIDE CAP VIEW PRIOR TO FINAL ASSEMBLY



SIDE VIEW

Red line indicates recommended area of material to be removed for proper clearance.
1/16" possible contact area



SATISFACTION GUARANTEE:

If you are not happy with this product, for any reason, or found product to be defective in manufacturing, simply return it to Scott Drake within 30 days of purchase and we will replace it - no questions asked. We stand behind our products one hundred percent, so you can sit behind the wheel with pride.

*Proof of purchase and dated receipt must be present with any return. All returned products are tested and if found to be damaged by the installer, no replacement will be issued. You pay the cost to ship to us, we pay for the return shipping. Guarantee does not include any labor and/or tax charges incurred.