

# GO RHINO!

## PRODUCTS®

### DOMINATOR

#### D2

REV 05/12

## DOMINATOR 2 SERIES SIDESTEPS

ASSEMBLY & INSTALLATION INSTRUCTIONS


PART NO. D24415 07-12 TOYOTA TUNDRA DOUBLE CAB 2/4WD

**Do not attempt to install this product on any vehicle other than the one it is designed for and listed above!**


<u>QTY</u>	<u>PARTS DESCRIPTION</u>	<u>QTY</u>	<u>PARTS DESCRIPTION</u>
12	M8 X 25MM HEX BOLTS	1	TO7D DRIVER SIDE FRONT BRACKET
12	5/16" FLAT WASHERS	2	TO8D DRIVER SIDE REAR BRACKETS
12	5/16" LOCK WASHERS	1	TO7P PASSENGER SIDE FRONT BRACKET
12	3/8" X 1 1/4" HEX BOLTS	2	TO8P PASSENGER SIDE REAR BRACKETS
24	3/8" FLAT WASHERS	1	D24415P PASSENGER SIDESTEP
12	3/8" LOCK WASHERS	1	D24415D DRIVER SIDESTEP
12	3/8" HEX NUTS		

### INSTALLATION INSTRUCTIONS

**STEP 1.** Read the instructions completely before you begin the installation.




**STEP 2.** This installation uses (3) brackets per side. Begin by installing the passenger side front bracket. Locate the (2) threaded holes in the underside body panel.



M8 HEX BOLTS & 5/16" WASHERS


TO7P PASSENGER SIDE FRONT BRACKET

**STEP 3.** Loosely attach TO7P front bracket to the body panel using the M8 hex bolts, and 5/16" washers.




PASSENGER SIDE REAR BRACKET MOUNTING POINTS

**STEP 4.** Locate the threaded holes in the body panel, at the rear of the cab.




PASSENGER SIDE REAR BRACKET MOUNTING POINTS



M8 HEX BOLTS & 5/16" WASHERS

TO8P PASSENGER SIDE REAR BRACKETS

**STEP 5.** Loosely attach the TO8P rear brackets, to the body panel using the M8 hex bolts, and 5/16" washers.



3/8" X 1 1/4" HEX BOLTS, WASHERS & NUTS

TO7P PASSENGER SIDE FRONT BRACKET

D24415P SIDESTEP

**STEP 6.** Attach D24415P passenger side sidesteps to the brackets using the 3/8" x 1 1/4" hex bolts, washers and nuts.

**STEP 7.** Align the sidestep with the body, and then tighten all bracket and sidestep nuts and bolts.

**STEP 8.** Repeat the above steps to install the driver side brackets and sidestep.

## Dominator II

- Application specific installation brackets make for faster, easier installation
- Patented step and mounting system allow easier, safer entry and exit
- No drilling required on most models and body lift kit compatible
- Cab length
- 2" round bars with aluminum step pads
- Will ship UPS
- Available in black powder coat finish with a limited 5-year warranty
- Polished stainless steel with a limited lifetime warranty
- U.S. Patent No. 6,588,783 - 6,874,801 and other patents pending

Warranty: Go Rhino! Products® warrants its products to be free from defects in materials and workmanship. This limited warranty extends for 5 years/50,000 miles (whichever comes first) for black, 5 years/50,000 miles (whichever comes first) for chrome and a limited lifetime for polished stainless from the date of purchase for parts purchased after April 2004. Warranty claims must be accompanied with original invoice and photos. It is the customer's responsibility to protect the finish with regular applications of a nonabrasive polish that is compatible with the product's finish. This warranty covers the cost of the product only and does not include the cost of removal, installation or shipping. This warranty is void if the product shows signs of alteration, misuse, mishandling, improper care, neglect, improper application, and/or damages improper installation. This warranty provides a one-time replacement on workmanship if all of the above conditions are met.

Liability: Go Rhino! Products® Grille and Brush Guards are designed to enhance the styling of the vehicle only; they are not intended as collision protection bumpers. Go Rhino! Products'® liability is limited to the repair or replacement of the defective part(s) made by GoRhino! products®. The item(s) will be subjected to inspection by Go Rhino! Products®. Part(s) that in our opinion were damaged by incorrect fitting, neglect or improper use will not be replaced or repaired. Go Rhino! Products® reserves the right to change specifications, terms, conditions and prices of items shown in this catalog without notice.

**Please do not return this product to place of purchase.**  
**If you have defective, missing or damaged parts or need assistance, please contact *Go Rhino Products* for fast, friendly customer service at: 1-888-427-4466 or email:**  
**[warranty@gorhino.com](mailto:warranty@gorhino.com)**