

Instructions

Body Mount Bushings

N.B: This instruction sheet should be used in conjunction with the workshop manual and proper safety procedures followed.

Page 1 of 2

Application - Dodge D-Series
- Dodge W-Series
- Dodge Ramcharger

(Refer current catalogue for complete listing)

Note: Any rusted nuts or bolts will require lubricant prior to disassemble.

When removing each mount, be sure to note each location on vehicle. Also, any existing shims will need to be re-used in their respective point

Contents - Bushing 90129 x 4
- Bushing 91391 x 4
- Bushing 91392 x 2
- Bushing 91393 x 2
- Steel tube 25mm long x 2
- Steel tube 33mm long x 2
- Steel washer 63x19x4mm x4
- Steel washer 63x13x3mm x2
- Steel washer 50x13x3mm x6

1. Loosen all bolts on both sides of vehicle initially.

Be careful of fan shroud and other components while lifting. A hydraulic jack and timber may be used to lift the body.

2. Proceed by replacing mounts from 1 side of vehicle at a time.

3. Replace 1 mount at a time, but do not tighten bolts yet - note diagram on page 2 for bushing position.

4. Once all mounts are replaced, confirm body is straight/aligned - tighten all nuts to Manufacturers specifications.

5. It is recommended all hardware is re-checked after 500kms travelled.



Position #5

Position #4

Position #3

Position #2

Position #1


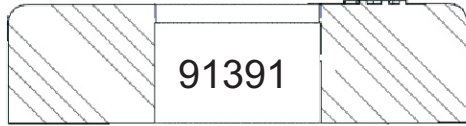


N.B: It is recommended that a licenced workshop or tradesperson carry out the above procedure and that workshop manual and relevant safety procedures are followed in addition to the above.

Instructions Body Mount Bushings

Page 2 of 2

Position #1

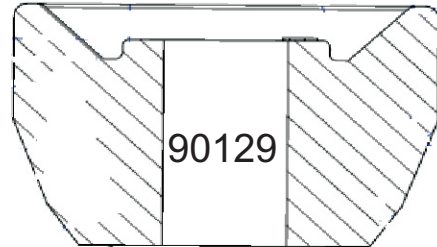
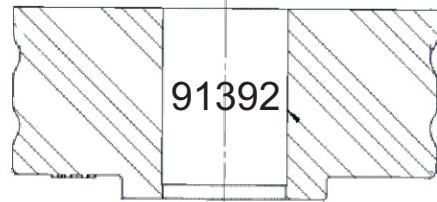

Supplied 50mm washer




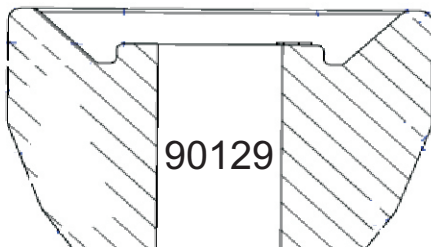
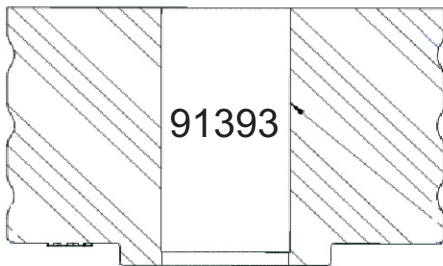
Supplied 50mm washer

Position #2 - Re-use original steel tube

Supplied 63mm washer



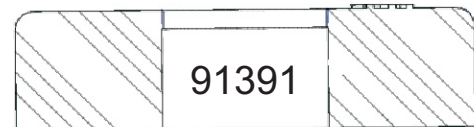

Position #3 - re-use OE steel tubes Supplied 63mm washer



Supplied 50mm washer

Position #4 & #5 RAMCHARGER - use supplied 33mm steel tube use 25mm tube for other vehicles

Supplied 50mm washer



Supplied 50mm washer