

# Instructions

## Engine Mount Inserts

**N.B:** This instruction sheet should be used in conjunction with the workshop manual and proper safety procedures followed.

Lift vehicle evenly and safely support.  
Do not rely on a Jack only.

Only service one mount at a time.

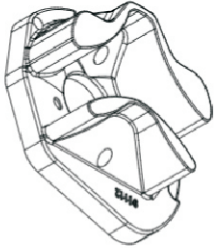
Support engine with jack and timber to prevent damage.  
Don't lift/damage the engine sump.

Supplied inserts will service lower mounts only.


New inserts may be tight - grinding small sections and silicon spray may help fitment.

**Application** - Honda Civic EG - EK  
- 1992-2000

**Contents** - Bushing 91111  
- Bushing 91112  
- Bushing 91113  
- Bushing 91114  
- Bushing 91115  
- Bushing 91116



↓ Bushing 91112 and 91113 for  
rear lower mount - behind motor.  
(91112 left side/91113 right side)



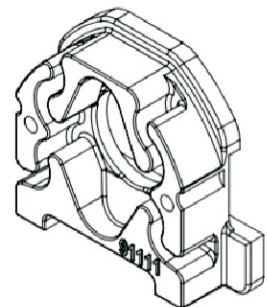
Bushing 91115  
and 91116  
for right front  
lower mount

(91115 outer/  
91116 inner)



↗ Bushings 91111 and 91114  
for front lower left mount.

(90111 inner/91114 outer)



**N.B:** It is recommended that a licenced workshop or tradesperson carry out the above procedure and that workshop manual and relevant safety procedures are followed in addition to the above.