


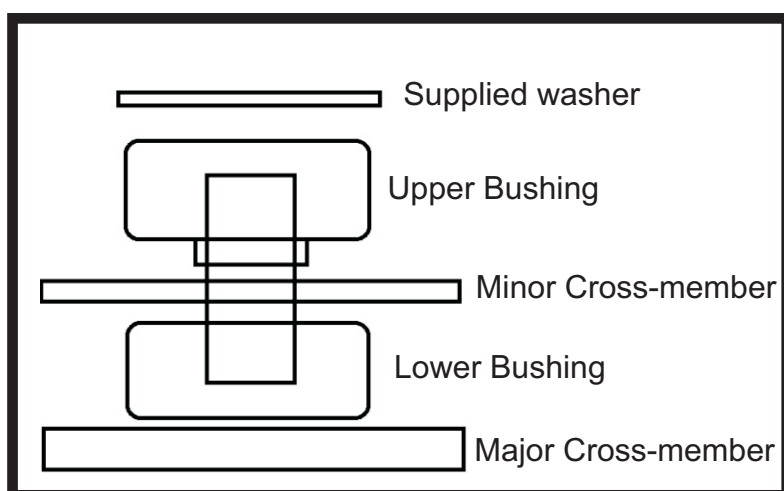

Instructions

Transmission Cross-member Mount Bushings

Application - Chevrolet Camaro

N.B: This instruction sheet should be used in conjunction with the workshop manual and proper safety procedures followed.

1. Raise vehicle evenly and safely support.
2. Safely support Transmission.
3. Remove both major and minor cross-member mount.
4. Remove existing bushings and clean any dirt or rust.
5. Inspect mount for any cracks - replace if required.
6. Refer diagram below for supplied components.
7. Tighten bolts to OE specification.



N.B: It is recommended that a licenced workshop or tradesperson carry out the above procedure and that workshop manual and relevant safety procedures are followed in addition to the above.